

# Online Didactic User Guide

---

## TABLE OF CONTENTS

---

How to View Didactic Content.....	2
Create an Account .....	2
Course Catalog.....	3
Launch a Course.....	4
How to Track Your Progress.....	6
Lesson Status .....	6
Transcripts .....	7
Frequently Asked Questions.....	8
Why don't I see the didactic modules? .....	8
I forgot my username. How do I find out what it is? .....	8
I forgot my password. How do I find out what it is?.....	8
I reset my password, but still can't log in. ....	8
The lesson doesn't show complete. ....	8
Who do I call if I have questions? .....	8

## HOW TO VIEW DIDACTIC CONTENT

### CREATE AN ACCOUNT

The online study guide covers didactic materials containing printable text reviews and practice questions. The didactics are available free-of-charge to anyone with a valid email address. If this is your first time reviewing the didactic materials, create an account to get started.

1. Visit Surgical Fundamentals Online Didactics and click **register here**.
  - a. [www.fesdidactic.org](http://www.fesdidactic.org)
  - b. [www.fusedidactic.org](http://www.fusedidactic.org)

2. Fill in the required fields and click **Create Account**.
3. A message will appear notifying you that your account has been created.
4. Click **Continue** to automatically log in to your account.

5. The **My Account** page appears.
6. Refresh your browser to load the didactic modules. Note: you can refresh the page by simultaneously pressing the **Shift** and **F5** key on your keyboard. If you have trouble refreshing the page, log out of your account and log back in to load the didactic modules.
7. Both the FES and FUSE courses appear.

Course ▲	Due Date	Expires	Details	View
Fundamental Use of Surgical Energy (FUSE)	-	Feb 4, 2026		
Fundamentals of Endoscopic Surgery	-	Dec 31, 2024		



## COURSE CATALOG

You are automatically enrolled in FES and FUSE after creating an account. Use the Course Catalog to self-enroll in other learning activities like the Spanish translation of FUSE or Safe Cholecystectomy.

1. After you create an account, log in to self-enroll in translated FUSE courses or Safe Cholecystectomy.
  - a. [www.fesdidactic.org](http://www.fesdidactic.org)
  - b. [www.fusedidactic.org](http://www.fusedidactic.org)
2. Click **Course Catalog** at the top of the page
3. Click the course you want to enroll in

HOME COURSE CATALOG

Course Catalog

Course Catalog

CATALOGS (0) COURSES (2)

**Fundamental Use of Surgical Energy (FUSE) Chinese (Non-CME Activity)**  
The Fundamental Use of Surgical Energy (FUSE) program is designed to teach the safe use of surgical energy-based devices in the operating room, endoscopy

**Fundamental Use of Surgical Energy (FUSE) Spanish (Non-CME Activity)**  
The Fundamental Use of Surgical Energy (FUSE) program is designed to teach the safe use of surgical energy-based devices in the operating room, endoscopy

4. The enrollment page appears
5. Click the **Enroll** icon

Course Catalog // (FUSE-CHS) Fundamental Use of Surgical Energy (FUSE) Chinese (Non-CME Activity)

(FUSE-CHS) Fundamental Use of Surgical Energy (FUSE) Chinese (Non-CME Activity)

[BACK TO PARENT CATALOG](#)

Enroll

6. A message appears indicating that you are enrolled in the course
7. Click the **My Account** link in the enrollment message to return to your account, and launch the course

[BACK TO PARENT CATALOG](#)

Enrolled

Enrollment Successful

Go to My Account to launch the course.



## LAUNCH A COURSE

While you will have access to, and are invited to study both the FES and FUSE courses, they are independent of each other. Each course contains information specific to the exam of the same name. The courseware utilizes pop-ups, if you run into issues viewing the course window, please ensure that your browser is configured to allow pop ups from fesdidactic.org and fusedidactic.org.

8. After you create an account, log in to view the didactics if you are not already logged in.
  - a. [www.fesdidactic.org](http://www.fesdidactic.org)
  - b. [www.fusedidactic.org](http://www.fusedidactic.org)
9. Click **Go** next to the course you want to view.

**My Account**

My Profile My Transcript

**LEARNING ACTIVITIES**

ENROLLED (2) OVERDUE (0) COMPLETED (0) EXPIRED (0)

Course	Due Date	Expires	Details	View
Fundamental Use of Surgical Energy (FUSE)	-	Feb 4, 2026		<b>Go</b>
Fundamentals of Endoscopic Surgery	-	Dec 31, 2024		<b>Go</b>

10. A description of the course and a list of lessons for the course appear.
11. Click **Go** next to the lesson you want to start. Note: The CME/ CEU Module must be completed first. Once it is completed, the rest of the modules will unlock.

**Learning Activities**

Lesson	Type	Status	Score	Action
1. Module 0: CME Information		Not Attempted	-	<b>Go</b>
2. Module 1: Technology		Not Attempted	-	
3. Module 2: Patient Preparation		Not Attempted	-	
4. Module 3: Sedation and Analgesia		Not Attempted	-	
5. Module 4: Upper Gastrointestinal Endoscopy		Not Attempted	-	

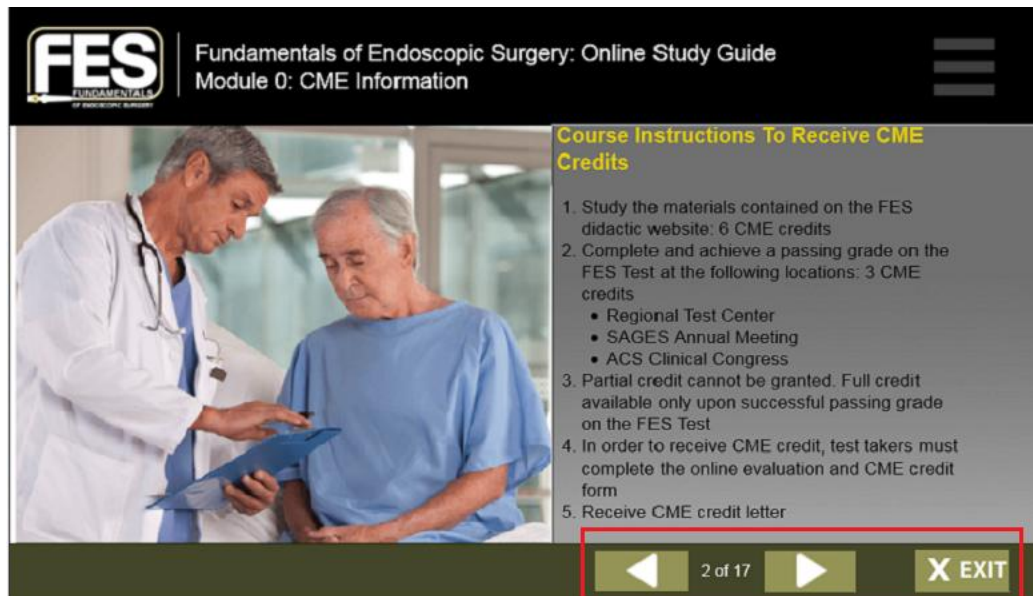
12. The lesson opens in a new window.

**FES** Fundamentals of Endoscopic Surgery: Online Study Guide  
Module 0: CME Information

**Course Instructions To Receive CME Credits**

1. Study the materials contained on the FES didactic website: 6 CME credits
2. Complete and achieve a passing grade on the FES Test at the following locations: 3 CME credits
  - Regional Test Center
  - SAGES Annual Meeting
  - ACS Clinical Congress
3. Partial credit cannot be granted. Full credit available only upon successful passing grade on the FES Test
4. In order to receive CME credit, test takers must complete the online evaluation and CME credit form
5. Receive CME credit letter

13. Progress through the lesson using the navigation arrows at the bottom of the page.
14. When you have completed the lesson or come to a place where you would like to stop, click **Exit**.



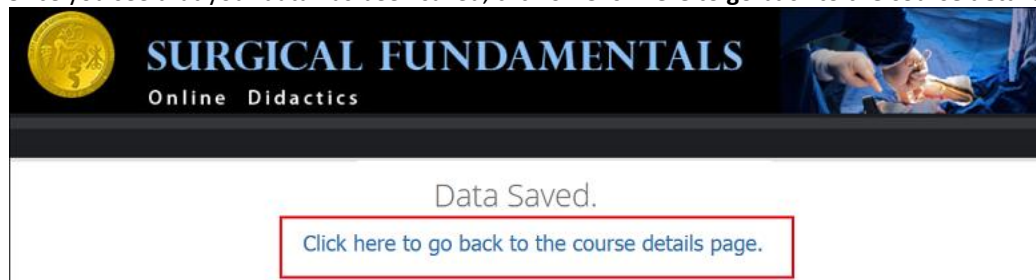
**FES** Fundamentals of Endoscopic Surgery: Online Study Guide  
Module 0: CME Information

**Course Instructions To Receive CME Credits**

1. Study the materials contained on the FES didactic website: 6 CME credits
2. Complete and achieve a passing grade on the FES Test at the following locations: 3 CME credits
  - Regional Test Center
  - SAGES Annual Meeting
  - ACS Clinical Congress
3. Partial credit cannot be granted. Full credit available only upon successful passing grade on the FES Test
4. In order to receive CME credit, test takers must complete the online evaluation and CME credit form
5. Receive CME credit letter

Navigation: ◀ 2 of 17 ▶ X EXIT

15. The system will process your activity and display the message, **Data Saved** Note: Do not close the window or navigate away from the page until you see **Data Saved**.
16. Once you see that your data has been saved, click on **Click here to go back to the course details**.



**SURGICAL FUNDAMENTALS**  
Online Didactics

Data Saved.

[Click here to go back to the course details page.](#)

17. The course details page appears with the status of your lesson updated.

Learning Activities

Lesson	Type	Status	Score	Action
1. Module 0: CME Information		Passed	0%	
2. Module 1: Technology		Not Attempted	-	
3. Module 2: Patient Preparation		Not Attempted	-	
4. Module 3: Sedation and Analgesia		Not Attempted	-	
5. Module 4: Upper Gastrointestinal Endoscopy		Not Attempted	-	

18. From here you may click **Go** to start another lesson, or exit the site and return at a later time.

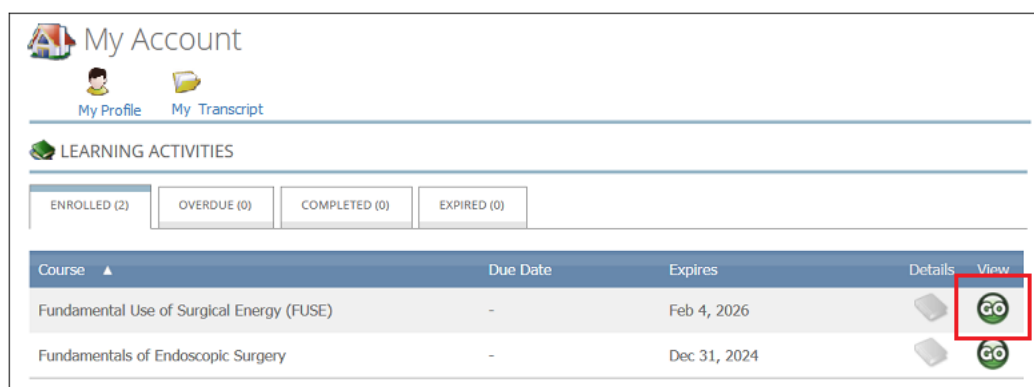


## HOW TO TRACK YOUR PROGRESS

### LESSON STATUS

You can track your progress by viewing the status of each lesson assigned for any given course. You must view the entire lesson and take the assessment at the end of each lesson for it to be marked complete. After completing all the lessons the course will be considered complete and moved to the completed tab where you can continue to access it.

1. Log in to your account.
  - a. [www.fesdidactic.org](http://www.fesdidactic.org)
  - b. [www.fusedidactic.org](http://www.fusedidactic.org)
2. Click **Go** next to the course you want to view progress for.



Course	Due Date	Expires	Details	View
Fundamental Use of Surgical Energy (FUSE)	-	Feb 4, 2026		
Fundamentals of Endoscopic Surgery	-	Dec 31, 2024		

3. The description of the course and a list of lessons for the course appear.
4. From here you can view the status of each lesson (Not Attempted, In Progress or Completed) and your assessment score for each Completed lesson. Note: The CME/ CEU Module will not have a score available as there is no assessment to complete for that lesson.



Lesson	Type	Status	Score	Action
1. Module 0: CME Information		Passed	0%	
2. Module 1: Technology		Completed	100%	
3. Module 2: Patient Preparation		Completed	75%	
4. Module 3: Sedation and Analgesia		In Progress	-	
5. Module 4: Upper Gastrointestinal Endoscopy		Not Attempted	-	

5. You may start a Completed lesson for more practice, but the scores you receive on an assessment are only recorded the first time.



## TRANSCRIPTS

When all of the course lessons have been completed you may generate and print course transcripts indicating the completion of the course.

1. Log in to your account.
  - a. [www.fesdidactic.org](http://www.fesdidactic.org)
  - b. [www.fusedidactic.org](http://www.fusedidactic.org)
2. From the main menu, select **My Transcript**.

**My Account**

[My Profile](#) [My Transcript](#)

**LEARNING ACTIVITIES**

ENROLLED (2) OVERDUE (0) COMPLETED (0) EXPIRED (0)

Course	Due Date	Expires	Details	View
Fundamental Use of Surgical Energy (FUSE)	-	Feb 4, 2026		
Fundamentals of Endoscopic Surgery	-	Dec 31, 2024		

3. Your transcript appears on the page.

prior, vanessa // Transcript

**Transcript** [Print](#)

Code	Course	Credits	Course Status	Date Completed	Lesson	Status	Score
-	Fundamentals of Endoscopic Surgery (#21278)	-	Completed	Jun 9, 2016 3:21 PM	Module 0: CME Information	Completed, Passed	0%
-	Fundamentals of Endoscopic Surgery (#21278)	-	Completed	Jun 9, 2016 3:21 PM	Module 1: Technology	Completed	100%
-	Fundamentals of Endoscopic Surgery (#21278)	-	Completed	Jun 9, 2016 3:21 PM	Module 2: Patient Preparation	Completed	75%
-	Fundamentals of Endoscopic Surgery (#21278)	-	Completed	Jun 9, 2016 3:21 PM	Module 3: Sedation and Analgesia	Completed	50%
-	Fundamentals of Endoscopic Surgery (#21278)	-	Completed	Jun 9, 2016 3:21 PM	Module 4: Upper Gastrointestinal	Completed	50%

4. Click **Print** to print and save a copy for your records.



## FREQUENTLY ASKED QUESTIONS

---

### WHY DON'T I SEE THE DIDACTIC MODULES?

If this is your first time accessing the FES or FUSE didactic content, please refresh your browser or log out of your account and log back in to load the didactic modules. Please use the Catalog to find and enroll in the Safe Cholecystectomy module or Spanish and Chinese FUSE translations.

### I FORGOT MY USERNAME. HOW DO I FIND OUT WHAT IT IS?

Please contact the SAGES Fundamentals office:

#### FES

Phone: (310) 437-0544 Ext. 149

Email: [info@fesprogram.org](mailto:info@fesprogram.org)

#### FUSE

Phone: (310) 437-0544 Ext. 149

Email: [info@fuseprogram.org](mailto:info@fuseprogram.org)

### I FORGOT MY PASSWORD. HOW DO I FIND OUT WHAT IT IS?

Please click the **I forgot my password** link underneath the log in boxes. When prompted, enter your username and click Submit. An email containing a temporary password will be sent to the email address you used when registering for an account.

### I RESET MY PASSWORD, BUT STILL CAN'T LOG IN.

The password field is case sensitive. Please make sure that your caps-lock is off and that no spaces are being entered.

### THE LESSON DOESN'T SHOW COMPLETE.

You must view all of the slides in a lesson and complete the assessment at the end of the lesson in order for it to be marked complete. You can confirm which slides have been viewed by opening the lesson and clicking **Show Table of Contents** on the far left of the page.

### WHO DO I CALL IF I HAVE QUESTIONS?

For more questions, please contact the SAGES Fundamentals office:

#### FES

Phone: (310) 437-0544 Ext. 149

Email: [info@fesprogram.org](mailto:info@fesprogram.org)

#### FUSE

Phone: (310) 437-0544 Ext. 149

Email: [info@fuseprogram.org](mailto:info@fuseprogram.org)